

Part A (1 piece)




S P I
H O M E

#33715 Antler Votive Candelabra

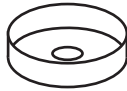
377 Swift Ave.
South San Francisco, CA 94080
T 800.223.4438 | F 800.223.4428
info@spi-home.com | www.spi-home.com



Part B (5 pieces)



Part C (5 pieces)

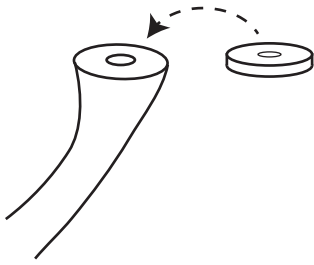


Part D (5 pieces)

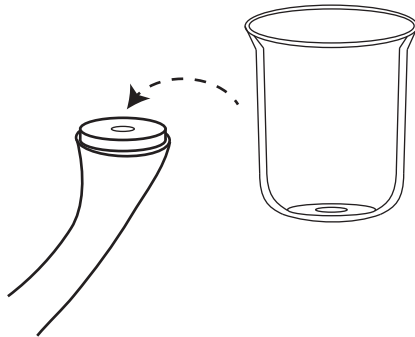


Part E (5 pieces)

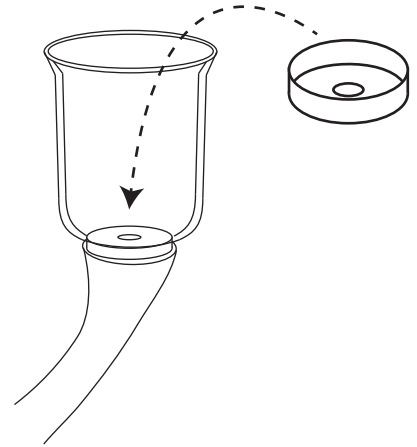
1. Put one rubber chip from Part B on top of one of the branch top of Part A



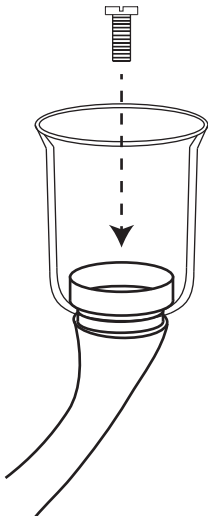
2. Put the the glass on top of the covered branch top



3. Put one candle holder from Part D into the glass.



4. Use the screw to lock the glass and the holder on top he branch.



5. Repeat 1-4 to lock all the glasses on Part A, and finish.

