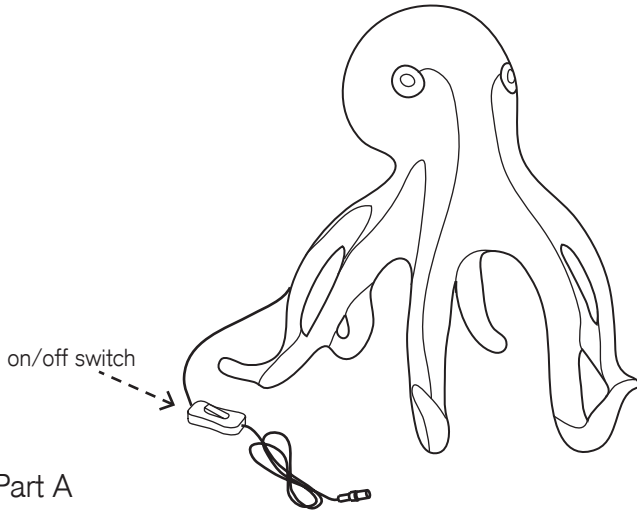




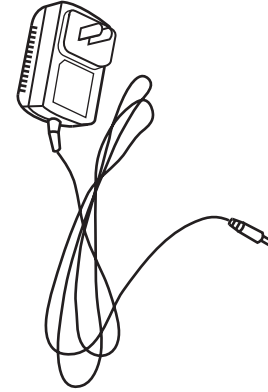
S P I
H O M E

#34009 Octopus Cellphoe Holder
with Bluetooth Speaker
(FOR INDOOR USE)

377 Swift Ave., South San Francisco, CA 94080
T 800.223.4438 | F 800.223.4428
info@spi-home.com | www.spi-home.com



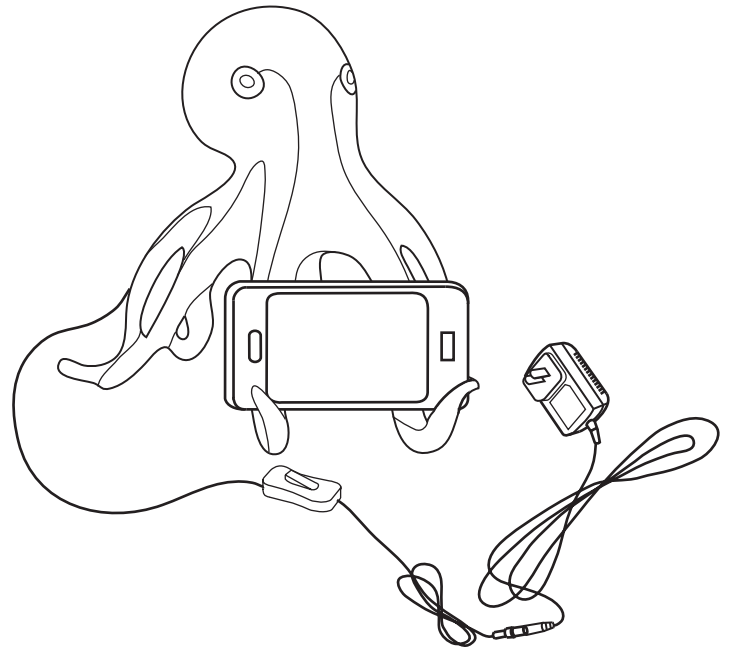
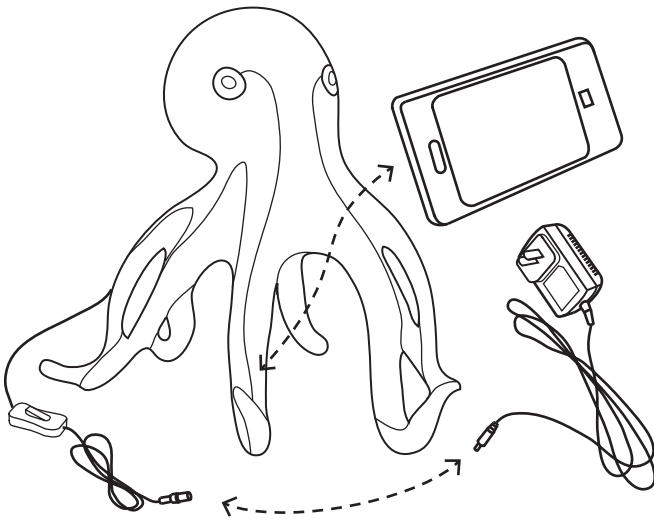
Part A



Part B

1. Put your cellphone on the holder, and connect the holder to the adapter.

2. Plug in and then connect to your cellphone or other bluetooth devices.



Bluetooth Speaker Set-up Instructions

Place speaker in a safe, dry and sheltered location. Plug unit in to a normal power A/C outlet to power the speaker. Do not place unit in or near a swimming pool or other source of standing water.

1. Plug unit into wall outlet – you will hear a beep indicating that it is powered.
2. On your Bluetooth enabled device, such as a cell phone, tablet or PC go to the “settings” menu.
3. Select “Bluetooth”. A list of available devices will appear in a few seconds.
4. Select “Bluetooth Speaker” from the list.

After a few moments a voice will come from the speaker – “Your device is now connected”. You can now control the volume of the speaker from your phone. That’s it – now play or stream music from your device (phone). Or, if you are watching a movie, the soundtrack will play from your speaker, as well.