




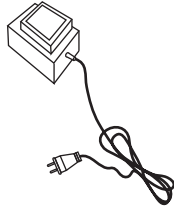
SPI
HOME

#33913 Rosette Garden Stool with
Bluetooth Speaker
(FOR OUTDOOR USE)

377 Swift Ave., South San Francisco, CA 94080
T 800.223.4438 | F 800.223.4428
info@spi-home.com | www.spi-home.com




Part A



Part B

Optional - Parts For Use With Extension Cord

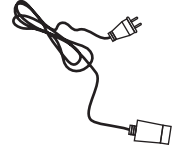


*water-tight rubber pads
included for use at the ends
of the water-proof box

Part C





Part D



Extension cord is not
included (suggested
size 14/3 or 16/3)

1. Connect the sculpture to the transformer (Part B).

2. Plug in and then connect to your bluetooth device.

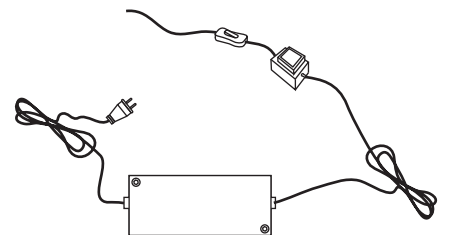
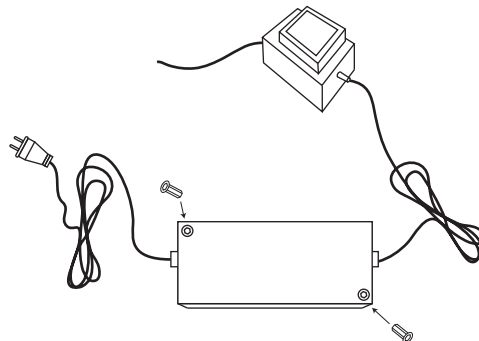
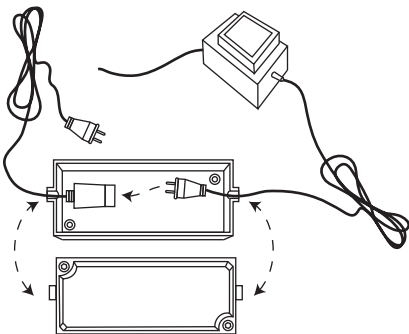


Optional - When Extension Cord Is Needed

3. Insert plug into the socket of extension
cord, and cover the water-proof box.

4. Use the screws to lock the
water-proof box.

5. Plug in and then connect to
your bluetooth device.





S P I
H O M E

377 Swift Ave., South San Francisco, CA 94080
T 800.223.4438 | F 800.223.4428
info@spi-home.com | www.spi-home.com

Bluetooth Speaker Set-up Instructions

Plug unit in to a normal power A/C outlet to power the speaker. Do not place unit in or near a swimming pool or other source of standing water.

1. Plug unit into wall outlet – you will hear a beep indicating that it is powered.
2. On your Bluetooth enabled device, such as a cell phone, tablet or PC go to the “settings” menu.
3. Select “Bluetooth”. A list of available devices will appear in a few seconds.
4. Select “Bluetooth Speaker” from the list.

After a few moments a voice will come from the speaker – “Your device is now connected”. You can now control the volume of the speaker from your phone. That’s it – now play or stream music from your device (phone). Or, if you are watching a movie, the soundtrack will play from your speaker, as well.

Troubleshooting

Problem

No sound or beeps at all, or no device can connect.

Solution

Unplug speaker from wall or back of unit. Wait 10 seconds and then repeat step 1, 2, 3, 4, above.

Problem

Cannot find Bluetooth Speaker on the phone or tablet list in step 3.

Solution

Some screens are so narrow that you may only see the beginning of “Bluetooth Speaker”, such as “Blueto...” In this case. You may be able to scroll to the right to see the rest of the description, depending on your phone. If not, at least look for the first few letters of “Bluetooth” (this speaker will always be named “Bluetooth Speaker”) select and repeat step 4.

Problem

Cannot control volume.

Solution

All phones sold in the past five years have a Bluetooth protocol of 2.x or greater. Volume is adjustable with this version. Some very old phones use Bluetooth 1.x. Volume can not be adjusted with this older and rare version.

Problem

Yesterday, it connected but today it won’t.

Solution

Unplug speaker from power source, wait 10 seconds and plug in. You will hear a beep and then your previously paired device will connect automatically.

Problem

Cannot turn on Bluetooth on phone, PC or tablet.

Solution

Please consult your phone (PC or tablet) manual. This problem is not related to the speaker.

Problem

Nothing in the Bluetooth list on my iPhone5.

Solution

Some after market cases block the Bluetooth antennae of your phone. Try removing the case.