


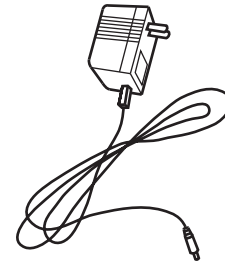


#33837 Monkey Cameraman with  
Bluetooth Speaker  
(FOR INDOOR USE)

377 Swift Ave., South San Francisco, CA 94080  
T 800.223.4438 | F 800.223.4428  
info@spi-home.com | www.spi-home.com



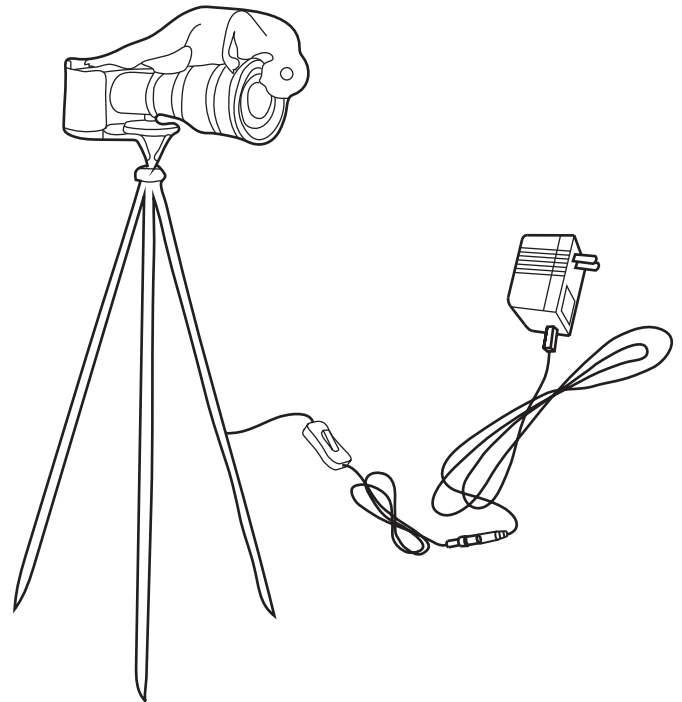
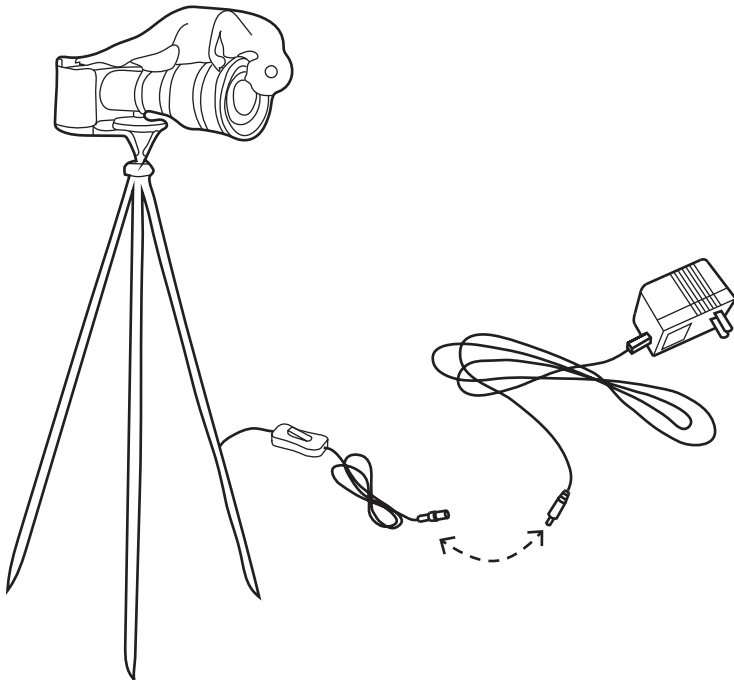
Part A



Part B

1. Connect speaker to the adapter.

2. Plug in and then connect to your bluetooth device.



### Bluetooth Speaker Set-up Instructions

Place speaker in a safe and sheltered location. Plug unit in to a normal power A/C outlet to power the speaker. Do not place unit in or near a swimming pool or other source of standing water.

1. Plug unit into wall outlet – you will hear a beep indicating that it is powered.
2. On your Bluetooth enabled device, such as a cell phone, tablet or PC go to the “settings” menu.
3. Select “Bluetooth”. A list of available devices will appear in a few seconds.
4. Select “Bluetooth Speaker” from the list.

After a few moments a voice will come from the speaker – “Your device is now connected”. You can now control the volume of the speaker from your phone. That’s it – now play or stream music from your device (phone). Or, if you are watching a movie, the soundtrack will play from your speaker, as well.



**S P I**  
H O M E

377 Swift Ave., South San Francisco, CA 94080  
T 800.223.4438 | F 800.223.4428  
info@spi-home.com | www.spi-home.com

## **Bluetooth Speaker Set-up Instructions**

Plug unit in to a normal power A/C outlet to power the speaker. Do not place unit in or near a swimming pool or other source of standing water.

1. Plug unit into wall outlet – you will hear a beep indicating that it is powered.
2. On your Bluetooth enabled device, such as a cell phone, tablet or PC go to the “settings” menu.
3. Select “Bluetooth”. A list of available devices will appear in a few seconds.
4. Select “Bluetooth Speaker” from the list.

After a few moments a voice will come from the speaker – “Your device is now connected”. You can now control the volume of the speaker from your phone. That’s it – now play or stream music from your device (phone). Or, if you are watching a movie, the soundtrack will play from your speaker, as well.

## **Troubleshooting**

### **Problem**

No sound or beeps at all, or no device can connect.

### **Solution**

Unplug speaker from wall or back of unit. Wait 10 seconds and then repeat step 1, 2, 3, 4, above.

### **Problem**

Cannot find Bluetooth Speaker on the phone or tablet list in step 3.

### **Solution**

Some screens are so narrow that you may only see the beginning of “Bluetooth Speaker”, such as “Blueto...” In this case. You may be able to scroll to the right to see the rest of the description, depending on your phone. If not, at least look for the first few letters of “Bluetooth” (this speaker will always be named “Bluetooth Speaker”) select and repeat step 4.

### **Problem**

Cannot control volume.

### **Solution**

All phones sold in the past five years have a Bluetooth protocol of 2.x or greater. Volume is adjustable with this version. Some very old phones use Bluetooth 1.x. Volume can not be adjusted with this older and rare version.

### **Problem**

Yesterday, it connected but today it won’t.

### **Solution**

Unplug speaker from power source, wait 10 seconds and plug in. You will hear a beep and then your previously paired device will connect automatically.

### **Problem**

Cannot turn on Bluetooth on phone, PC or tablet.

### **Solution**

Please consult your phone (PC or tablet) manual. This problem is not related to the speaker.

### **Problem**

Nothing in the Bluetooth list on my iPhone5.

### **Solution**

Some after market cases block the Bluetooth antennae of your phone. Try removing the case.